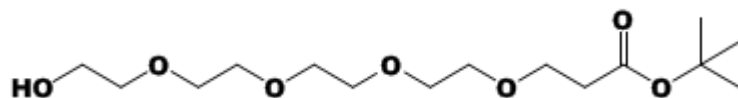


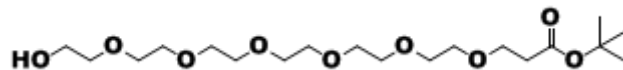


FT-BH9511

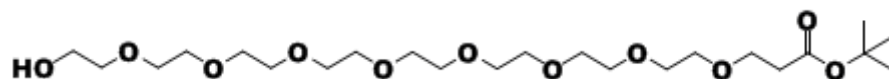
### Hydroxy-PEO<sub>x</sub>-t-butyl ester



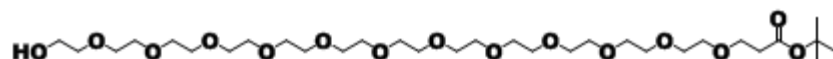
Hydroxy-PEO<sub>4</sub>-t-butyl ester; MW: 332.39



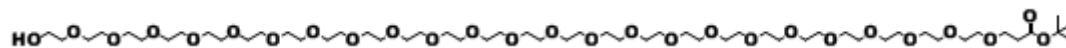
Hydroxy-PEO<sub>6</sub>-t-butyl ester; MW: 410.50



Hydroxy-PEO<sub>8</sub>-t-butyl ester; MW: 498.60

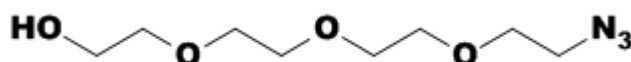


Hydroxy-PEO<sub>12</sub>-t-butyl ester; MW: 674.81

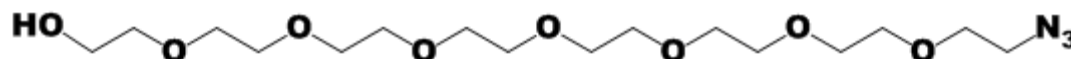


Hydroxy-PEO<sub>24</sub>-t-butyl ester; MW: 1203.45

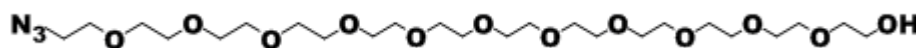
### Azido-PEO<sub>x</sub>-alcohol



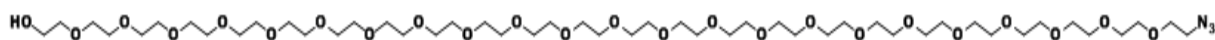
Azido-PEO<sub>3</sub>-alcohol; MW: 219.24



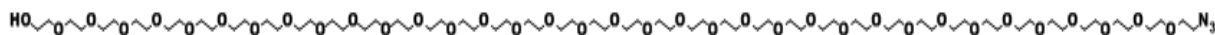
Azido-PEO<sub>7</sub>-alcohol; MW: 395.45



Azido-PEO<sub>11</sub>-alcohol; MW: 571.66

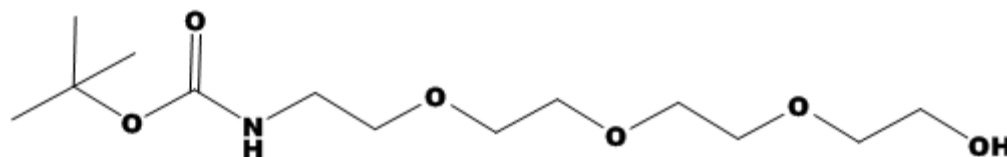


Azido-PEO<sub>24</sub>-alcohol; MW: 1100.29

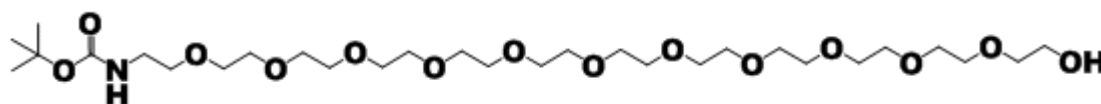


Azido-PEO<sub>36</sub>-alcohol; MW: 1628.92

### t-boc-N-amido-PEO<sub>x</sub>-alcohol



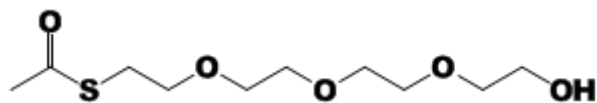
t-boc-N-amido-PEO<sub>4</sub>-alcohol; MW: 293.36



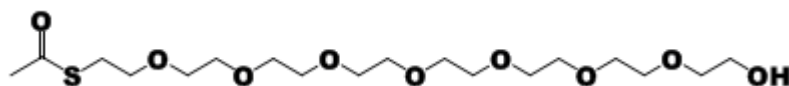
t-boc-N-amido-PEO<sub>12</sub>-alcohol; MW: 645.78

FT-BH9511

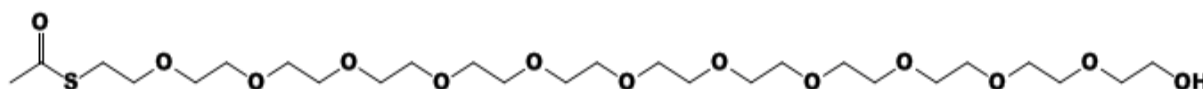
### S-acetyl-PEO<sub>x</sub>-alcohol



S-acetyl-PEO<sub>4</sub>-alcohol; MW: 252.33

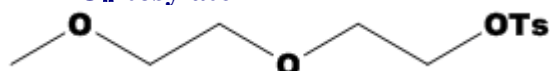


S-acetyl-PEO<sub>8</sub>-alcohol; MW: 428.54

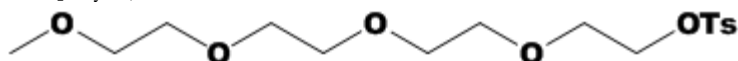


S-acetyl-PEO<sub>12</sub>-alcohol; MW: 604.75

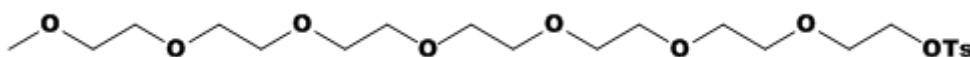
### m-PEO<sub>x</sub>-tosylate



m-PEO<sub>2</sub>-tosylate; MW: 274.33



m-PEO<sub>4</sub>-tosylate; MW: 362.44



m-PEO<sub>7</sub>-tosylate; MW: 494.60

### References:

Hermanson, Greg T, "Bioconjugate Techniques", Academic Press, Inc., San Diego, CA, 1996.

### Legals:

dPEG<sup>®</sup> is a trademark of quanta biodesign

### Associated document:

NT-PEO000

[Homobifunctional PEO linkers \(BH9511\)](#)

[mPEG reagents \(DZ3531\)](#): mono-functional purified PEGs (mPEG-NHS, -MAL, -SH, -OH,...) – pauci-/poly-disperse

\*

S07E